



HEREFORDS
Australia

Productivity Driven Sustainability - The Role of Technology in Driving Productivity

Tuesday 14 May 2024
Wodonga





HEREFORDS
Australia

Edwina Warby

Senior Client Manager


The role of data and technology in driving productivity
evidence-based outcomes



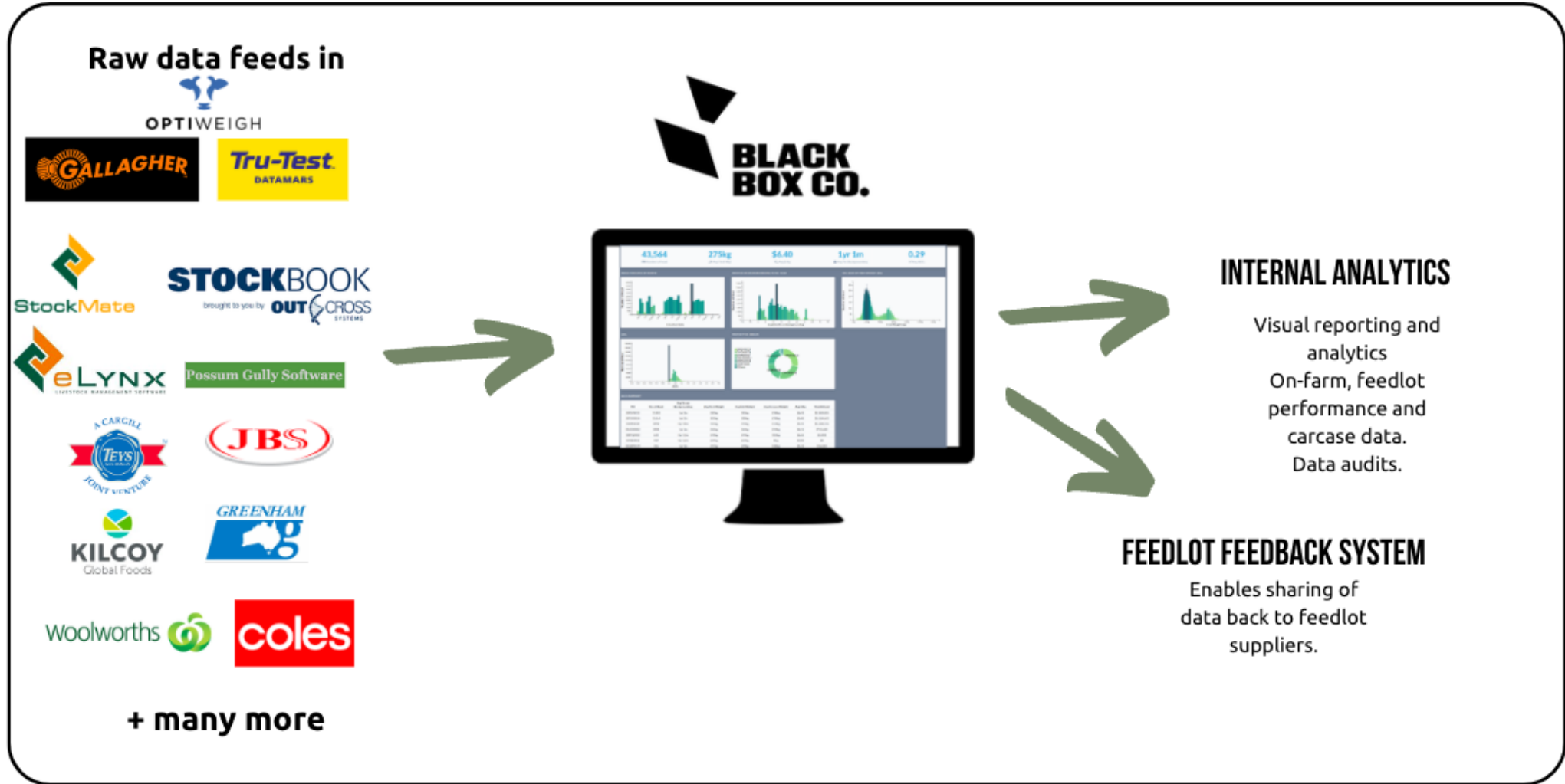
**BLACK
BOX CO.**

Introduction

- Centralised data storage & analysis software
- Integrates with all crush side systems and abattoirs
- Interactive dashboards turning raw data into insight
- Increase in transparency across the supply chain



WHAT PROBLEM IS BLACK BOX SOLVING?

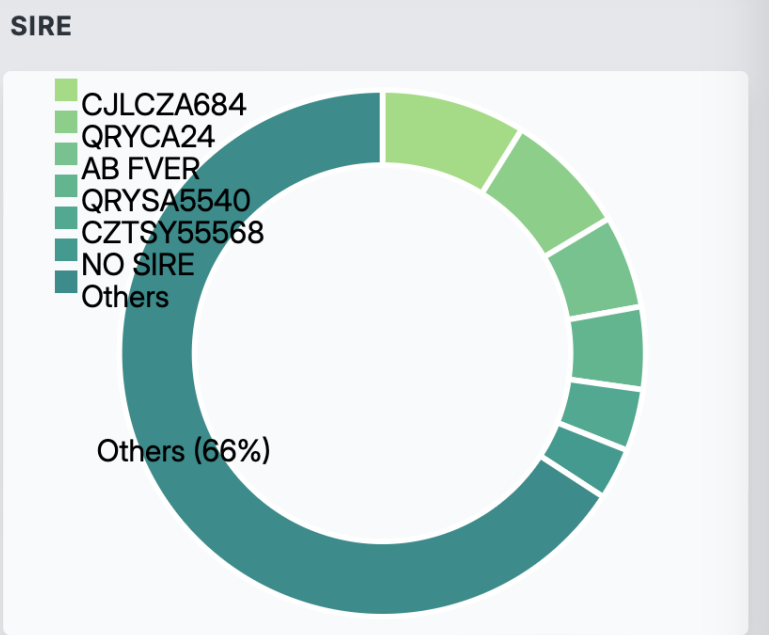
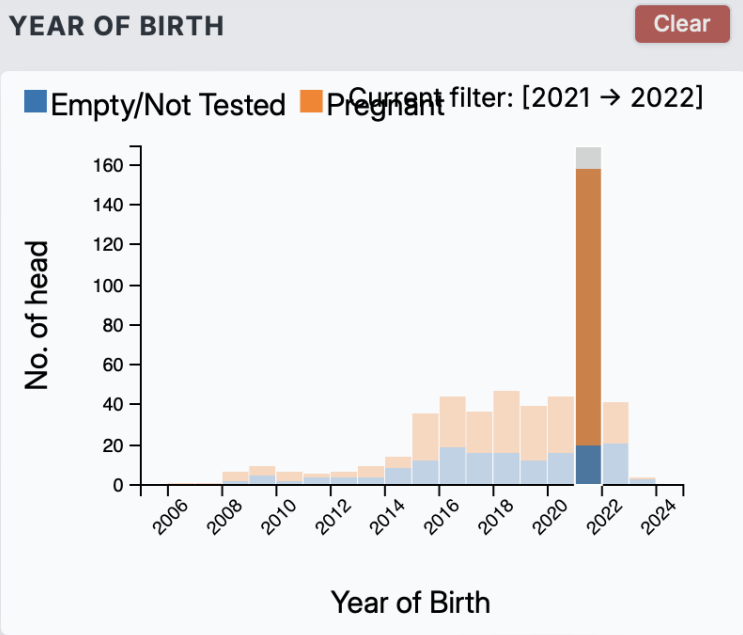
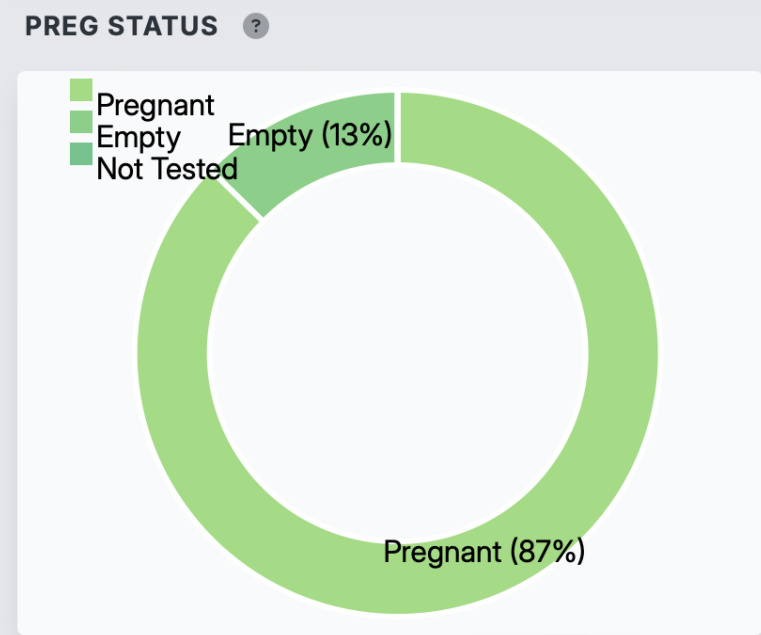


HEREFORDS
Australia



Easily analyse fertility & wet rebreed performance by breed, sire, classes and age.

158	160kg	87%	0%	0%
Number of head	Avg Weaner Weight	Percent Pregnant of animals tested	Weaning Percent of pregnant	Wet Rebred



Link feedlot & carcass results back to DNA & crushside data..



3,509

Number of head

53.5%

Avg Lean Meat Yield %

64.8

Avg MSA Index

6

Avg Boning Group

2

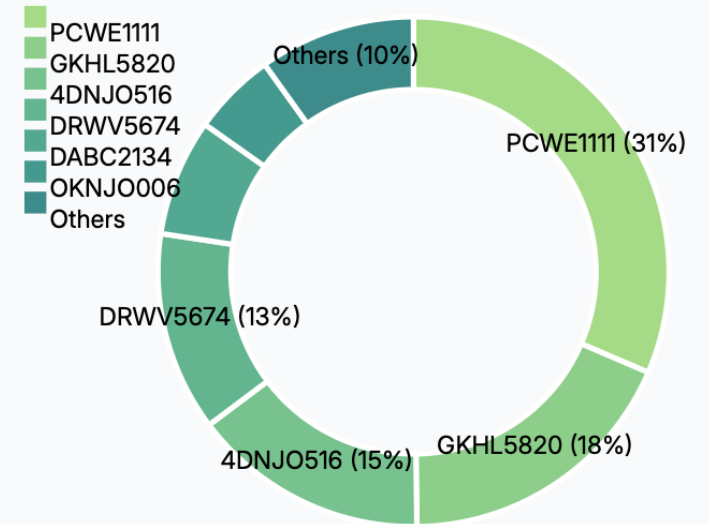
VBM

RY

Origin	No. of Head	% of Total	Avg Carcase Weight	Avg \$/kg	Avg \$/head
	3497	99.7%	416kg	\$9.29	\$3935.23
	12	0.3%	325kg	\$6.06	\$2072.59

Requirements to grade MSA are 3mm rib fat and pH < 5.7

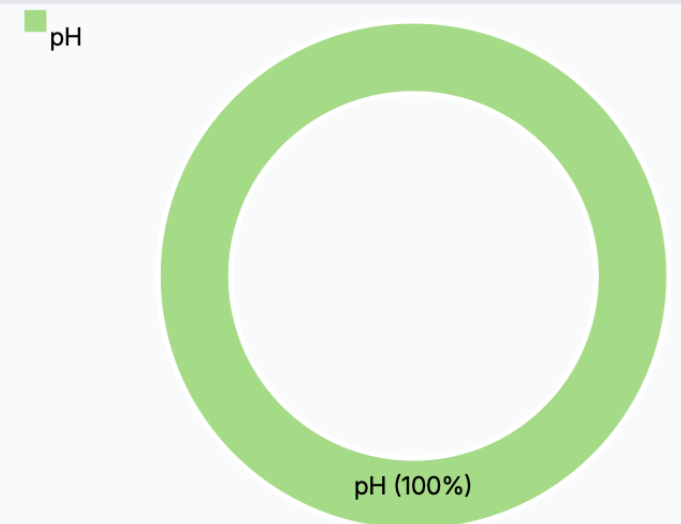
PROPERTY OF ORIGIN



UNGRADES SUMMARY

Origin	Total No. of Cattle	No of Ungraded Cattle	% of Cattle that Ungraded	pH	Rib Fat
1111	1104	0	0%	0	0
820	643	11	2%	11	0
516	525	1	0%	1	0
674	444	0	0%	0	0
134	260	0	0%	0	0
006	186	0	0%	0	0
375	83	0	0%	0	0
497	75	0	0%	0	0
572	61	0	0%	0	0

REASON FOR UNGRADES





Paddock WEIGHTS AND YARD WEIGHTS IN ONE PLACE



OPTIWEIGH WEIGHT SUMMARY

Paddock	Session Name	Session ID	Min	Max	Avg (5 day)	Avg Optiweigh ADG (14-30 day)	Count of Unique Animals
Unknown	Big east steers no.2	6534	382kg	517kg	453kg	0.18kg	64
Big East	Big east steers no.2	6534	383kg	541kg	474kg	0.94kg	30
Unknown	Big East Steers	5475	417kg	500kg	466kg	0.40kg	14
Unknown	Hays steers	7113	536kg	668kg	605kg	0.00kg	10
Big East	Big East Steers	5475	446kg	498kg	476kg	0.25kg	8
Finches	Unknown	Unknown	0kg	0kg	0kg	0.00kg	0
Unknown	Unknown	Unknown	0kg	0kg	0kg	0.00kg	0
TOTAL			382kg	668kg	473kg	0.45kg	126

Export

Showing 1-7 of 7

Last Next



PREDICTED WEIGHTS

Weight Category	Last Weight kg/day:	Jun	Jul	Aug	Sep	Oct	Nov
		0.4 ↕	0.4 ↕	0.4 ↕	0.4 ↕	0.4 ↕	0.4 ↕
< 199	793	537	319	149	45	4	0
200 - 219	375	436	395	301	211	92	23
220 - 239	249	308	398	426	361	270	162
240 - 259	163	205	267	348	439	419	329
260 - 279	75	128	175	228	280	374	439
280 - 299	38	60	90	146	185	253	308
300 - 319	16	23	45	64	108	159	214
320 - 339	7	14	16	34	51	82	135
340 - 359	1	5	10	14	21	40	60
360 - 379	0	1	2	6	14	16	26
380 - 399	0	0	0	1	1	6	14
400 - 419	0	0	0	0	1	2	6
420 - 439	0	0	0	0	0	0	1
440 - 459	0	0	0	0	0	0	0



Lifetime Data for 942

DOB: 2022-09-01

Singvac 3 year Batch	21531A02
Tag Colour	22/23 Red
Horn	Poll
Live Weight	295
Singvac 3 year Dosage	2
Singvac 3 year ESI Date	18/4/2023
Singvac 3 year WHP Date	18/4/2023
2023-04-24	
Species	Cattle
LT	Y
Saleyard name	-
Exit (NLIS Exit)	true
Destination PIC	
NVD/Waybill	
NVD/Waybill	
Species	Cattle
Saleyard name	-
Source PIC	
LT	Y
Entry (NLIS Entry)	true

[View Import](#)

Property:
Import Type: transfer

Organic and EUCAS Audits made easy..


- Only need to log into Black Box during an audit and all of the records are there, readily available for auditor
- Ability to search for individual animals and view their lifetime data has made compliance with traceability requirements very easy

Edwina Warby

Senior Client Manager

edwina@blackboxco.com.au

0419 332 895



Book a chat with me!

